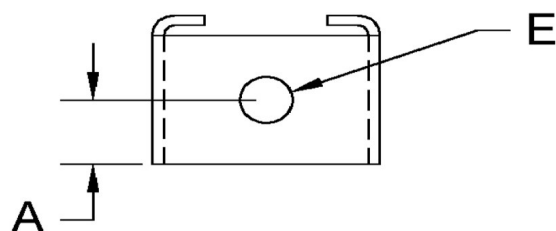
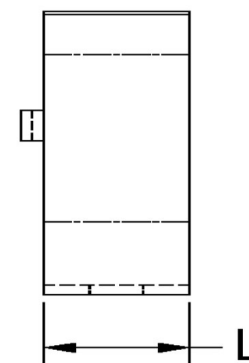
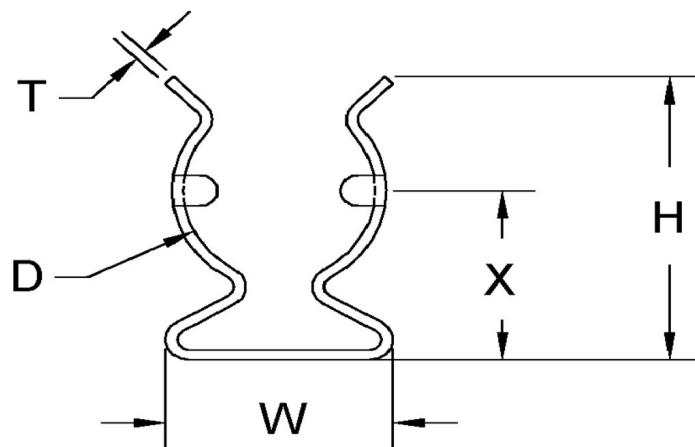


| D+/-0.015 | L+/-0.01 | T (Stk)+/-0.002 | H (Max) | W (Max) | X+/-0.02 | E+/-0.003 | A+/-0.005 |
|-----------|----------|-----------------|---------|---------|----------|-----------|-----------|
| 0.740 | 0.625 | 0.032 | 1.270 | 0.830 | 0.750 | 0.188 | 0.312 |



NOTE:

ALL DIMENSIONS ARE TO BE MEASURED WITH THE SPRING CLIP SECURED TO A FLAT SURFACE AND A COMPONENT OF THE NOMINAL DIAMETER IN PLACE.



SEASTROM MANUFACTURING CO., INC.
456 SEASTROM STREET
TWIN FALLS, IDAHO 83301
(208) 737-4300 FAX (208) 734-7222

ALL INFORMATION
COPYRIGHTED BY
SEASTROM MFG.



PART NO.: 4573-74-62-2-C2

PART NAME: Spring Clips 38

MATERIAL: Spring Steel

HEAT TREAT: Please refer to Material & Finish Specifications in Engineering Resources

FINISH: Cadmium Type II (All Dimensions Are Prior To Plating)

Dimensions in Inches