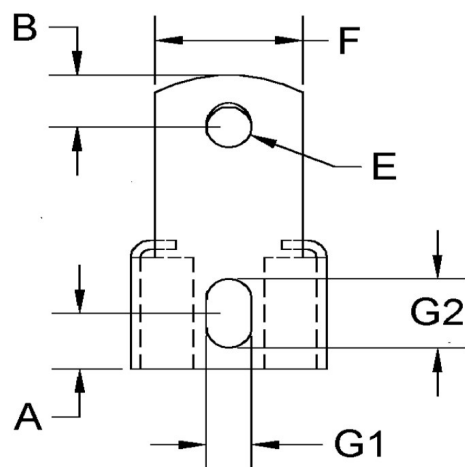
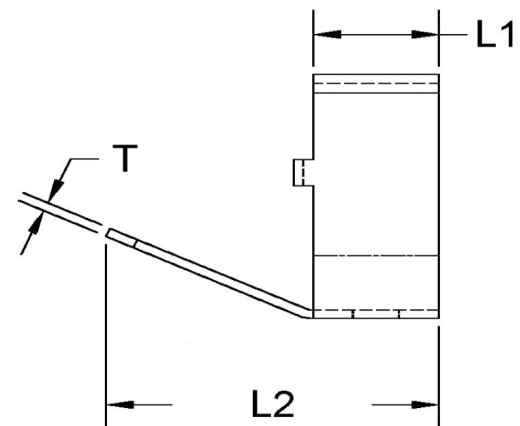
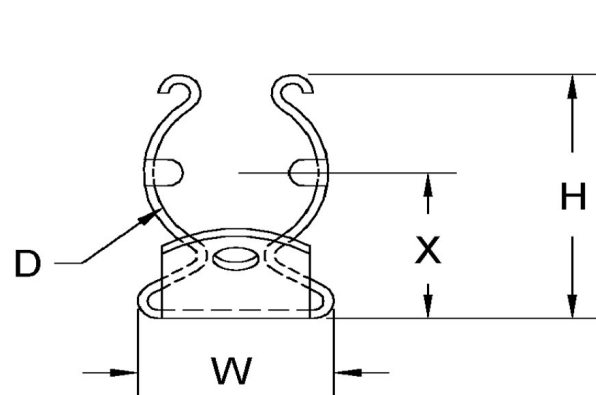


D+/-0.015	L1+/-0.01	L2+/-0.01	T (Stk)+/-0.003	H (Max)	W (Base Max)	X+/-0.02	E+/-0.003	A+/-0.005	B+/-0.005	F+/-0.01	G1+/-0.005	G2+/-0.005
1	0.500	1.215	0.040	1.250	0.890	0.775	0.185	0.250	0.196	0.730	0.203	0.312



NOTE:

ALL DIMENSIONS ARE TO BE MEASURED WITH THE SPRING CLIP SECURED TO A FLAT SURFACE AND A COMPONENT OF THE NOMINAL DIAMETER IN PLACE.



SEASTROM MANUFACTURING CO., INC.
456 SEASTROM STREET
TWIN FALLS, IDAHO 83301
(208) 737-4300 FAX (208) 734-7222

ALL INFORMATION
COPYRIGHTED BY
SEASTROM MFG.



PART NO.: 4570-100-124-1-N

PART NAME: Spring Clips 35

MATERIAL: Beryllium Copper

HEAT TREAT: Please refer to Material & Finish Specifications in Engineering Resources

FINISH: Nickel (All Dimensions Are Prior To Plating)

Dimensions in Inches