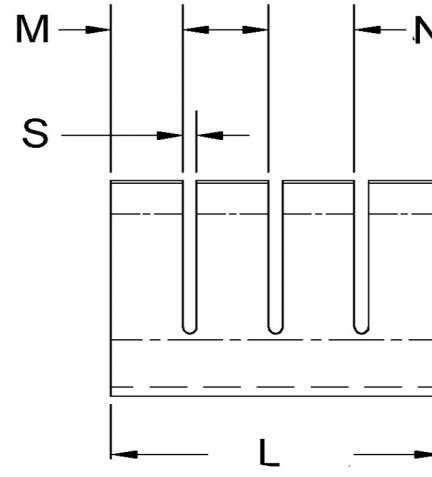
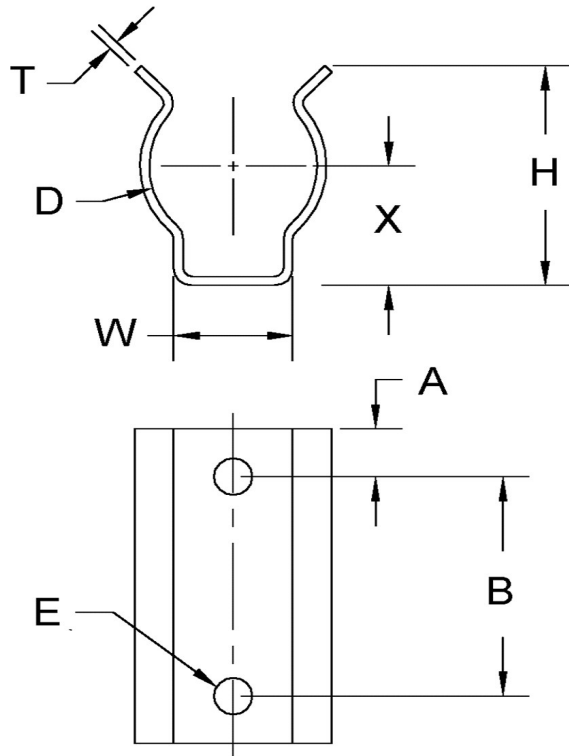



D+/-0.015	L+/-0.01	T (Stk)+/-0.001	H (Max)	W (Max)	X+/-0.02	E+/-0.003	A+/-0.005	B+/-0.005	M+/-0.03	N+/-0.03	S (Ref)	# Of SLOTS
0.310	0.620	0.012	0.400	0.255	0.216	0.066	0.125	0.375	0.125	0.125	0.040	3



NOTE:

ALL DIMENSIONS ARE TO BE MEASURED WITH THE SPRING CLIP SECURED TO A FLAT SURFACE AND A COMPONENT OF THE NOMINAL DIAMETER IN PLACE.



SEASTROM MFG. CO., INC.

TWIN FALLS, IDAHO 83301
(208) 737-4300 FAX (208) 734-7222

ALL INFORMATION COPYRIGHTED BY SEASTROM MFG. ©

PART NO.:	4566-31-62-2-N
PART NAME:	Spring Clips 11
MATERIAL:	Spring Steel
HEAT TREAT:	Please refer to Material & Finish Specifications in Engineering Resources
FINISH:	Nickel (All Dimensions Are Prior To Plating)

Dimensions in Inches