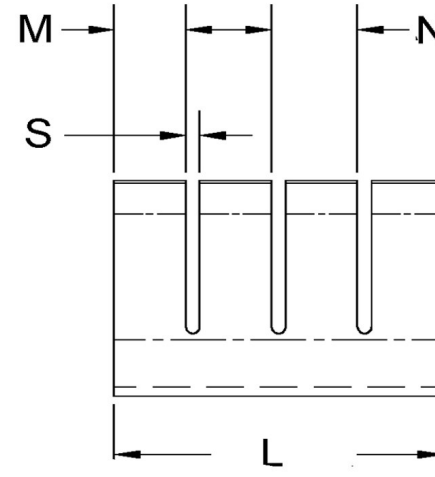
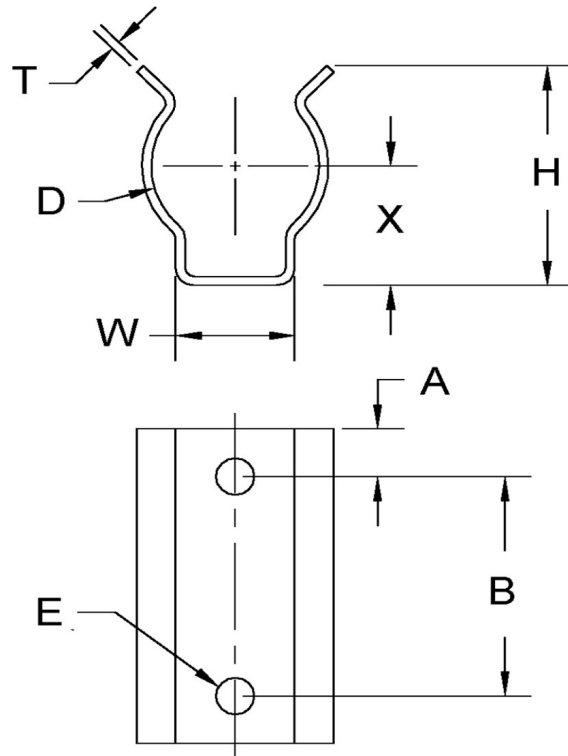



| D+/-0.015 | L+/-0.01 | T (Stk)+/-0.001 | H (Max) | W (Max) | X+/-0.02 | E+/-0.003 | A+/-0.005 | B+/-0.005 | M+/-0.03 | N+/-0.03 | S (Ref) | # Of SLOTS |
|-----------|----------|-----------------|---------|---------|----------|-----------|-----------|-----------|----------|----------|---------|------------|
| 0.310 | 0.620 | 0.012 | 0.400 | 0.255 | 0.216 | 0.066 | 0.125 | 0.375 | 0.125 | 0.125 | 0.040 | 3 |



NOTE:

ALL DIMENSIONS ARE TO BE MEASURED WITH THE SPRING CLIP SECURED TO A FLAT SURFACE AND A COMPONENT OF THE NOMINAL DIAMETER IN PLACE.



SEASTROM MFG. CO., INC.

TWIN FALLS, IDAHO 83301
(208) 737-4300 FAX (208) 734-7222

ALL INFORMATION COPYRIGHTED BY SEASTROM MFG. ©

| | |
|--------------------|---|
| PART NO.: | 4566-31-62-1-N |
| PART NAME: | Spring Clips 11 |
| MATERIAL: | Beryllium Copper |
| HEAT TREAT: | Please refer to Material & Finish Specifications in Engineering Resources |
| FINISH: | Nickel (All Dimensions Are Prior To Plating) |

Dimensions in Inches