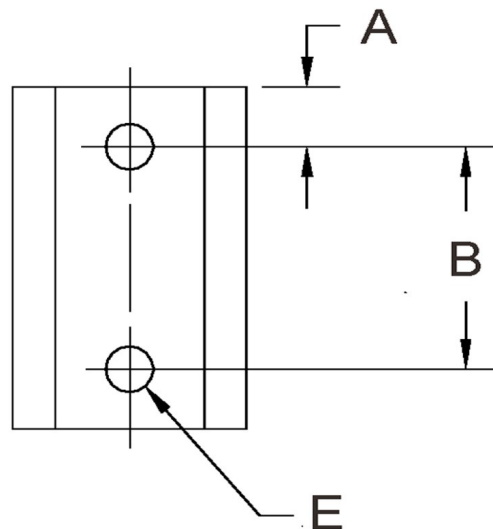
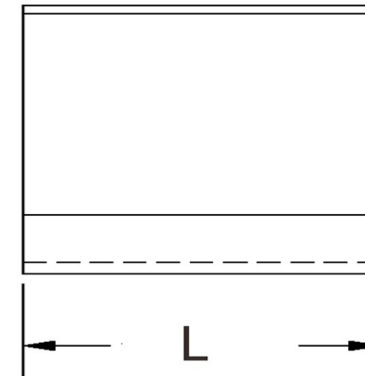
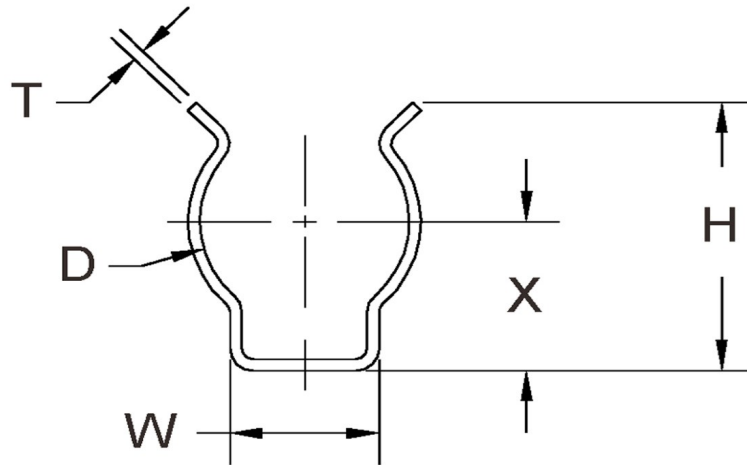


| D+/-0.015 | L+/-0.01 | T (Stk)+/-0.0015 | H (Max) | W (Base Max) | X+/-0.02 | E+/-0.003 | A+/-0.005 | B+/-0.005 |
|-----------|----------|------------------|---------|--------------|----------|-----------|-----------|-----------|
| 0.375 | 0.750 | 0.020 | 0.430 | 0.340 | 0.217 | 0.099 | 0.250 | 0.250 |



ALL DIMENSIONS ARE TO BE MEASURED WITH THE SPRING CLIP SECURED TO A FLAT SURFACE AND A COMPONENT OF THE NOMINAL DIAMETER IN PLACE.



SEASTROM MANUFACTURING CO., INC.
 456 SEASTROM STREET
 TWIN FALLS, IDAHO 83301
 (208) 737-4300 FAX (208) 734-7222

ALL INFORMATION
 COPYRIGHTED BY
 SEASTROM MFG. ©

| | |
|--------------------|---|
| PART NO.: | 4550-37-75-1-C2 |
| PART NAME: | Spring Clips 08 |
| MATERIAL: | Beryllium Copper |
| HEAT TREAT: | Please refer to Material & Finish Specifications in Engineering Resources |
| FINISH: | Cadmium Type II (All Dimensions Are Prior To Plating) |

Dimensions in Inches