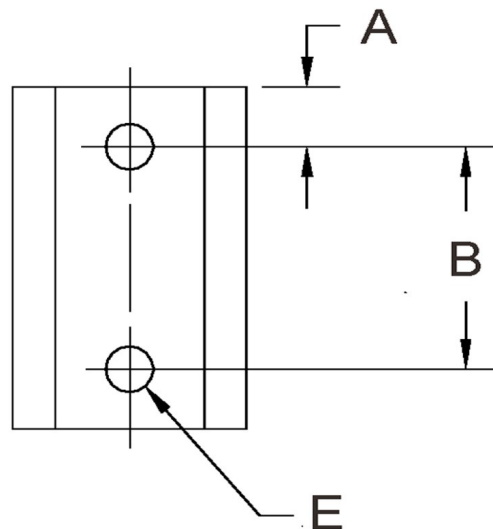
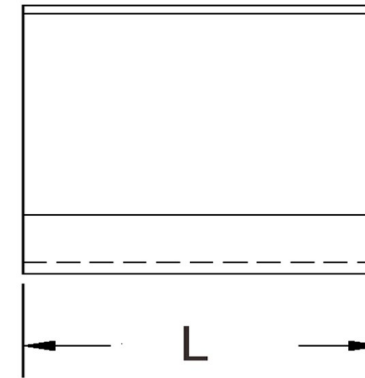
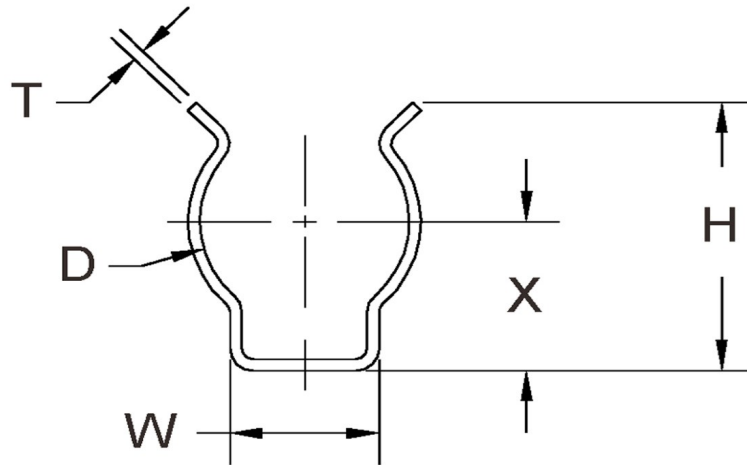


D+/-0.015	L+/-0.01	T (Stk)+/-0.0015	H (Max)	W (Base Max)	X+/-0.02	E+/-0.003	A+/-0.005	B+/-0.005
0.400	0.500	0.020	0.575	0.320	0.330	0.125	0.250	0



ALL DIMENSIONS ARE TO BE MEASURED WITH THE SPRING CLIP SECURED TO A FLAT SURFACE AND A COMPONENT OF THE NOMINAL DIAMETER IN PLACE.



SEASTROM MANUFACTURING CO., INC.  
456 SEASTROM STREET  
TWIN FALLS, IDAHO 83301  
(208) 737-4300 FAX (208) 734-7222

ALL INFORMATION  
COPYRIGHTED BY  
SEASTROM MFG. ©

<b>PART NO.:</b>	4549-40-50-2-N
<b>PART NAME:</b>	Spring Clips 08
<b>MATERIAL:</b>	Spring Steel
<b>HEAT TREAT:</b>	Please refer to Material & Finish Specifications in Engineering Resources
<b>FINISH:</b>	Nickel (All Dimensions Are Prior To Plating)

Dimensions in Inches