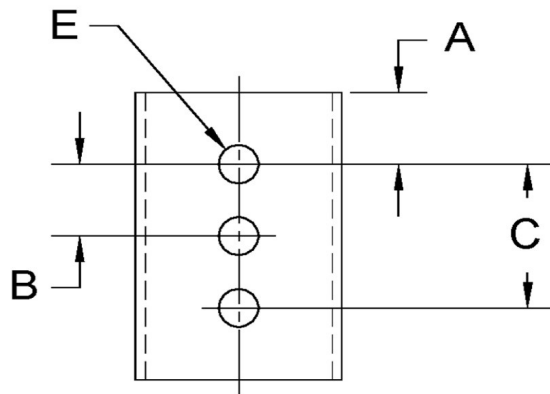
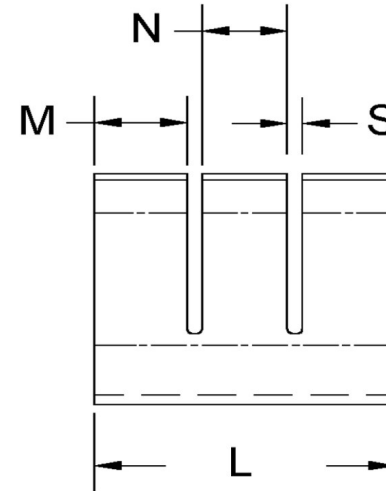
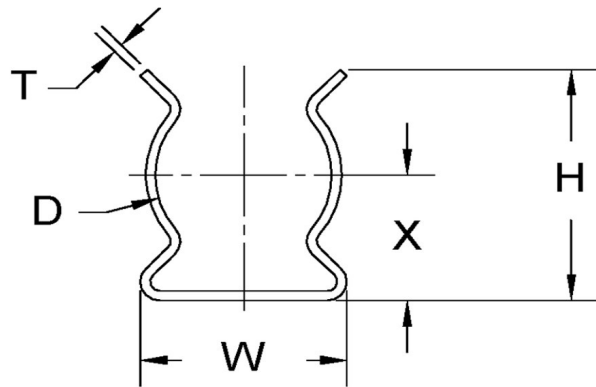


D+/-0.015	L+/-0.01	T (Stk)+/-0.001	H (Max)	W (Base Max)	X+/-0.02	E+/-0.003	A+/-0.005	B+/-0.005	C+/-0.005	M+/-0.03	N+/-0.03	S (Ref)
0.260	0.312	0.012	0.360	0.300	0.200	0.071	0.156	0	0	0.140	0	0.032



ALL DIMENSIONS ARE TO BE MEASURED WITH THE SPRING CLIP SECURED TO A FLAT SURFACE AND A COMPONENT OF THE NOMINAL DIAMETER IN PLACE.



SEASTROM MANUFACTURING CO., INC.  
 456 SEASTROM STREET  
 TWIN FALLS, IDAHO 83301  
 (208) 737-4300 FAX (208) 734-7222

ALL INFORMATION  
 COPYRIGHTED BY  
 SEASTROM MFG. ©

PART NO.: 4528-26-31-1-C2

PART NAME: Spring Clips 02

MATERIAL: Beryllium Copper

HEAT TREAT: Please refer to Material & Finish Specifications in Engineering Resources

FINISH: Cadmium Type II (All Dimensions Are Prior To Plating)

Dimensions in Inches