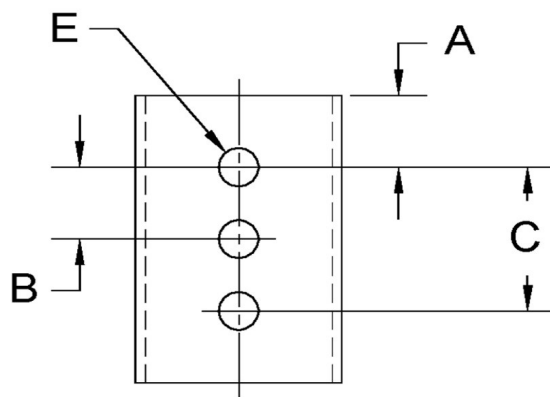
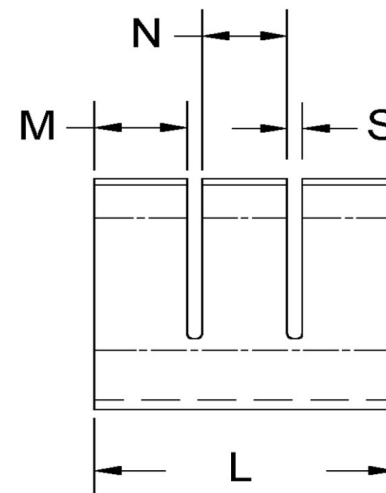
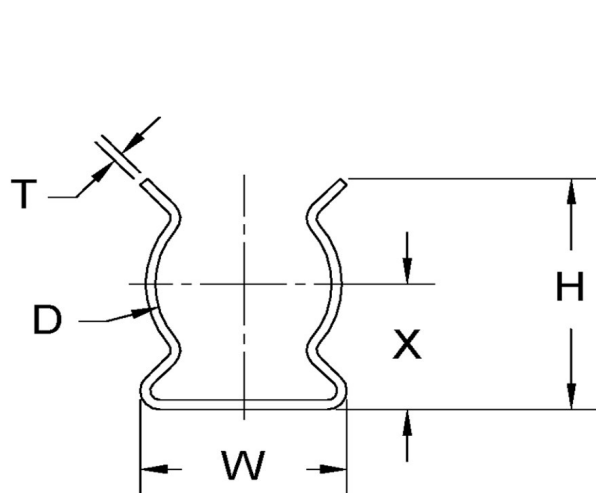


D+/-0.015	L+/-0.01	T (Stk)+/-0.002	H (Max)	W (Base Max)	X+/-0.02	E+/-0.003	A+/-0.005	B+/-0.005	C+/-0.005	M+/-0.03	N+/-0.03	S (Ref)
0.195	1.187	0.010	0.290	0.230	0.160	0.071	0.156	0.438	0.875	0.380	0.380	0.032



ALL DIMENSIONS ARE TO BE MEASURED WITH THE SPRING CLIP SECURED TO A FLAT SURFACE AND A COMPONENT OF THE NOMINAL DIAMETER IN PLACE.



SEASTROM MANUFACTURING CO., INC.
456 SEASTROM STREET
TWIN FALLS, IDAHO 83301
(208) 737-4300 FAX (208) 734-7222

ALL INFORMATION
COPYRIGHTED BY
SEASTROM MFG.



PART NO.: 4527-19-118-2-N

PART NAME: Spring Clips 02

MATERIAL: Spring Steel

HEAT TREAT: Please refer to Material & Finish Specifications in Engineering Resources

FINISH: Nickel (All Dimensions Are Prior To Plating)

Dimensions in Inches