D+/-.015	L+/-.01	T (Stk)+/-.001	H (Max)	W (Base Max)	X+/-.02	E+/-.003	A+/-.005	B+/-.005	C+/-.005	M+/-.03	N+/-.03	S (Ref)
0.195	1.125	0.012	0.290	0.240	0.160	0.071	0.125	0.437	0.875	0.340	0.380	0.032

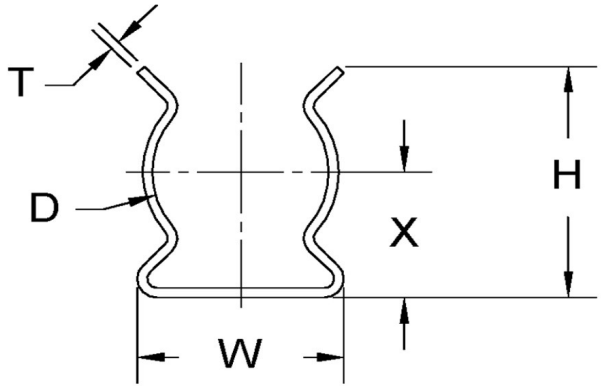

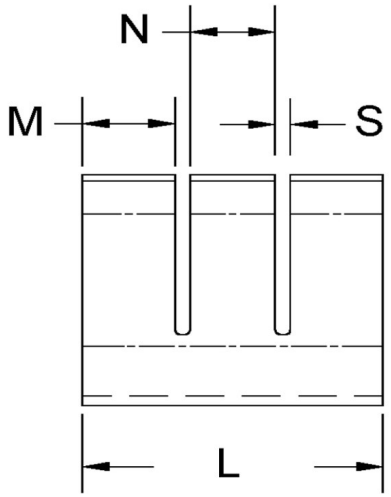

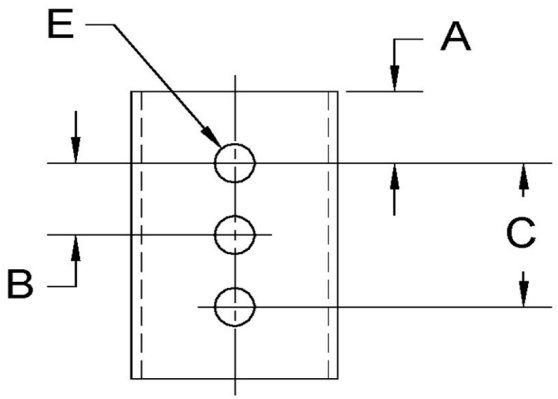

ALL DIMENSIONS ARE TO BE MEASURED WITH THE SPRING CLIP SECURED TO A FLAT SURFACE AND A COMPONENT OF THE NOMINAL DIAMETER IN PLACE.

SEASTROM MANUFACTURING CO., INC.
456 SEASTROM STREET
TWIN FALLS, IDAHO 83301
(208) 737-4300 FAX (208) 734-7222

ALL INFORMATION COPYRIGHTED BY SEASTROM MFG. ©

PART NO.:	4527-19-112-1-N
PART NAME:	Spring Clips 02
MATERIAL:	Beryllium Copper
HEAT TREAT:	Please refer to Material & Finish Specifications in Engineering Resources
FINISH:	Nickel (All Dimensions Are Prior To Plating)

Dimensions in Inches