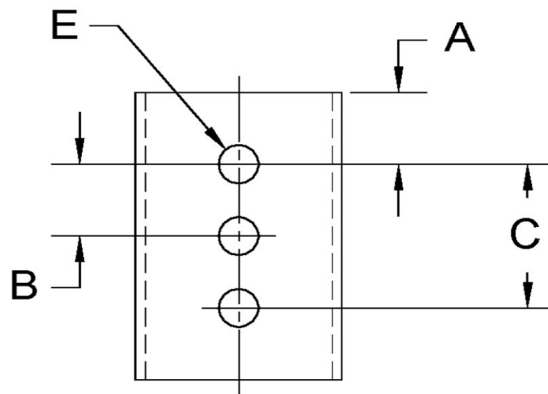
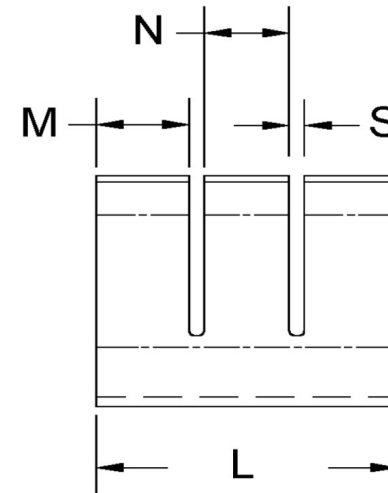
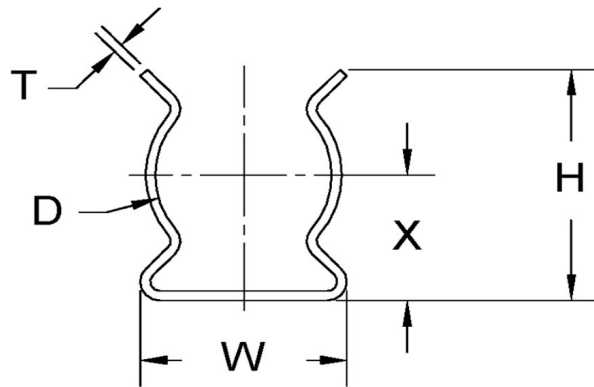


D+/-0.015	L+/-0.01	T (Stk)+/-0.002	H (Max)	W (Base Max)	X+/-0.02	E+/-0.003	A+/-0.005	B+/-0.005	C+/-0.005	M+/-0.03	N+/-0.03	S (Ref)
0.175	0.625	0.010	0.270	0.220	0.150	0.071	0.125	0.250	0	0.300	0	0.032



ALL DIMENSIONS ARE TO BE MEASURED WITH THE SPRING CLIP SECURED TO A FLAT SURFACE AND A COMPONENT OF THE NOMINAL DIAMETER IN PLACE.



SEASTROM MANUFACTURING CO., INC.
456 SEASTROM STREET
TWIN FALLS, IDAHO 83301
(208) 737-4300 FAX (208) 734-7222

ALL INFORMATION
COPYRIGHTED BY
SEASTROM MFG.



PART NO.: 4527-17-62-2-N

PART NAME: Spring Clips 02

MATERIAL: Spring Steel

HEAT TREAT: Please refer to Material & Finish Specifications in Engineering Resources

FINISH: Nickel (All Dimensions Are Prior To Plating)

Dimensions in Inches