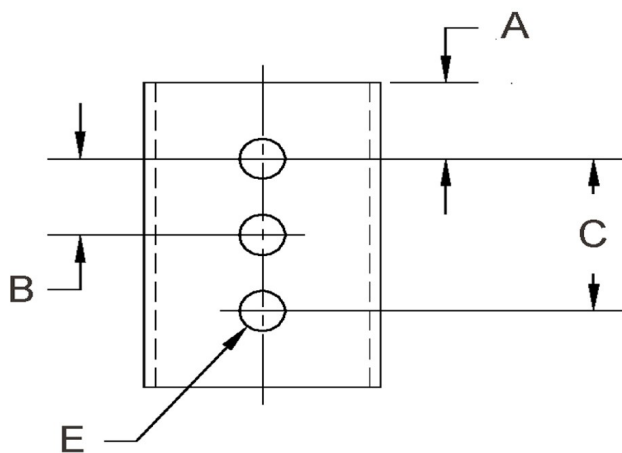
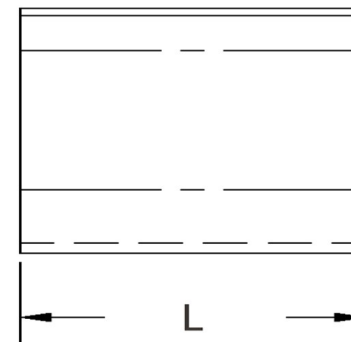
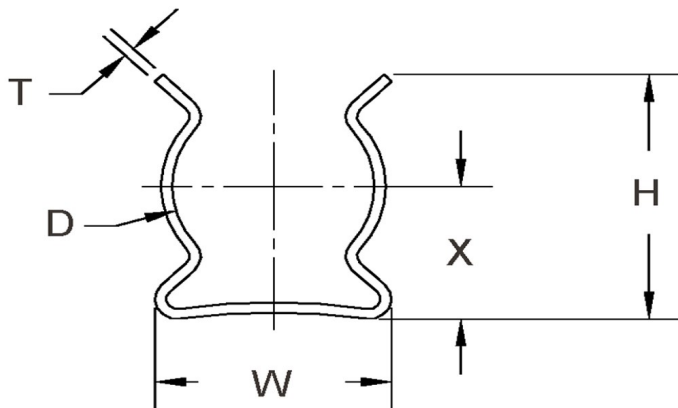


D+/-0.015	L+/-0.01	T (Stk)+/-0.002	H (Max)	W (Base Max)	X+/-0.02	E+/-0.003	A+/-0.005	B+/-0.005	C+/-0.005	# Of Holes
0.360	1.400	0.016	0.480	0.430	0.259	0.103	0.300	0.800	0	2



NOTE:

ALL DIMENSIONS ARE TO BE MEASURED WITH THE SPRING CLIP SECURED TO A FLAT SURFACE AND A COMPONENT OF THE NOMINAL DIAMETER IN PLACE.



SEASTROM MANUFACTURING CO., INC.
456 SEASTROM STREET
TWIN FALLS, IDAHO 83301
(208) 737-4300 FAX (208) 734-7222

ALL INFORMATION
COPYRIGHTED BY
SEASTROM MFG.



PART NO.: 4521-36-140-2-N

PART NAME: Spring Clips 01

MATERIAL: Spring Steel

HEAT TREAT: Please refer to Material & Finish Specifications in Engineering Resources

FINISH: Nickel (All Dimensions Are Prior To Plating)

Dimensions in Inches