D+/-.015	L+/-.01	T (Stk)+/-.002	H (Max)	W (Base Max)	X+/-.02	E+/-.003	A+/-.005	B+/-.005	C+/-.005	# Of Holes
0.120	0.500	0.010	0.240	0.180	0.125	0.071	0.100	0.300	0	2

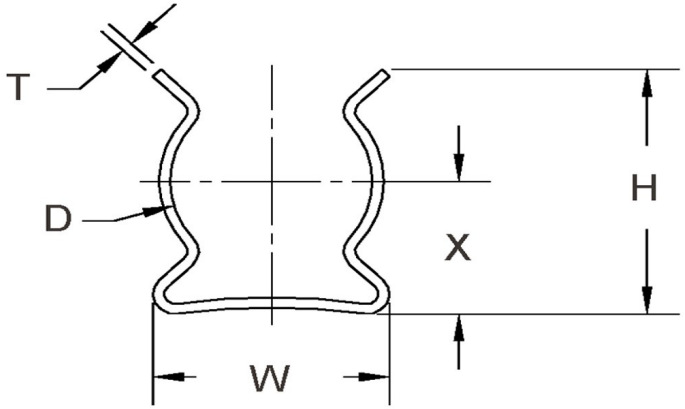

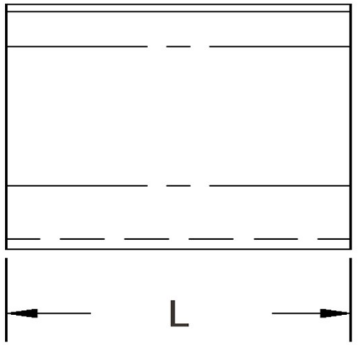

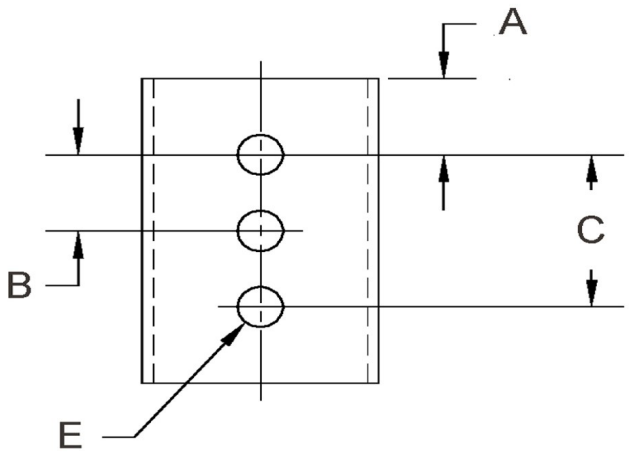

NOTE:

ALL DIMENSIONS ARE TO BE MEASURED WITH THE SPRING CLIP SECURED TO A FLAT SURFACE AND A COMPONENT OF THE NOMINAL DIAMETER IN PLACE.

SEASTROM MANUFACTURING CO., INC.
456 SEASTROM STREET
TWIN FALLS, IDAHO 83301
(208) 737-4300 FAX (208) 734-7222

ALL INFORMATION COPYRIGHTED BY SEASTROM MFG. ©

PART NO.:	4521-12-50-1-N
PART NAME:	Spring Clips 01
MATERIAL:	Beryllium Copper
HEAT TREAT:	Please refer to Material & Finish Specifications in Engineering Resources
FINISH:	Nickel (All Dimensions Are Prior To Plating)

Dimensions in Inches