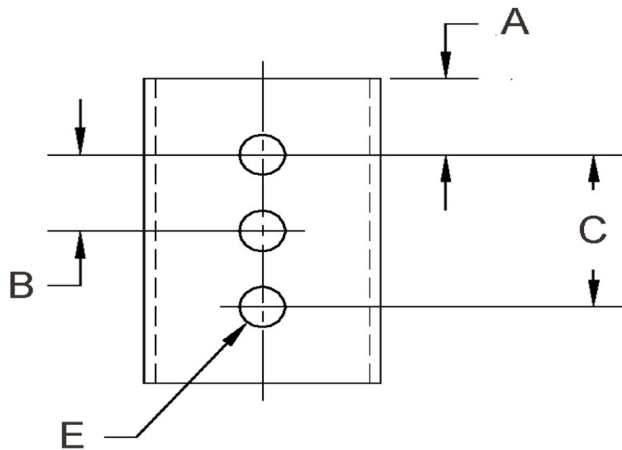
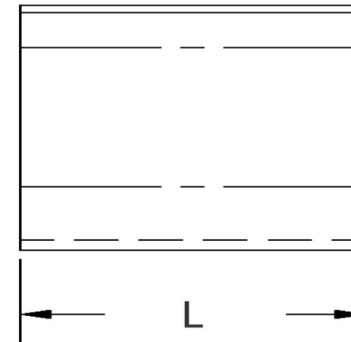
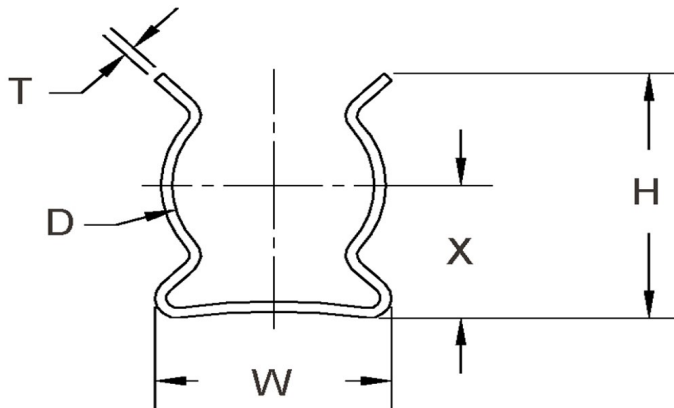


D+/-0.015	L+/-0.01	T (Stk)+/-0.002	H (Max)	W (Base Max)	X+/-0.02	E+/-0.003	A+/-0.005	B+/-0.005	C+/-0.005	# Of Holes
0.120	1	0.010	0.240	0.180	0.125	0.071	0.200	0.600	0	2



**NOTE:**

ALL DIMENSIONS ARE TO BE MEASURED WITH THE SPRING CLIP SECURED TO A FLAT SURFACE AND A COMPONENT OF THE NOMINAL DIAMETER IN PLACE.



SEASTROM MANUFACTURING CO., INC.  
 456 SEASTROM STREET  
 TWIN FALLS, IDAHO 83301  
 (208) 737-4300 FAX (208) 734-7222

ALL INFORMATION  
 COPYRIGHTED BY  
 SEASTROM MFG. ©

**PART NO.:** 4521-12-100-1

**PART NAME:** Spring Clips 01

**MATERIAL:** Beryllium Copper

**HEAT TREAT:** Please refer to Material & Finish Specifications in Engineering Resources

**FINISH:** None

Dimensions in Inches