D+/-.015	L+/-.01	T (Stk)+/-.002	H (Max)	W (Base Max)	X+/-.02	E+/-.003	A+/-.005	B+/-.005	C+/-.005	# Of Holes
0.100	0.800	0.010	0.230	0.160	0.112	0.071	0.200	0.400	0	2

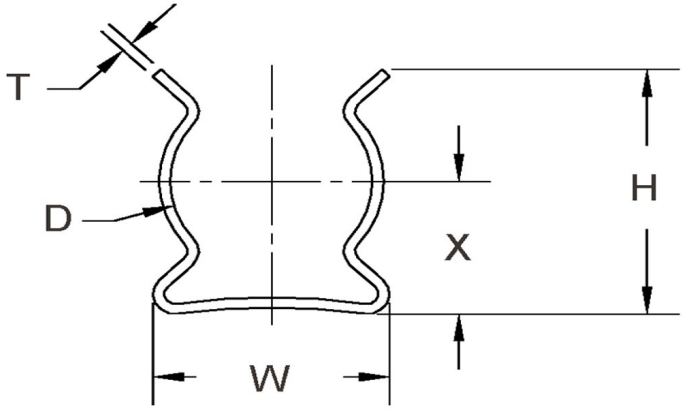

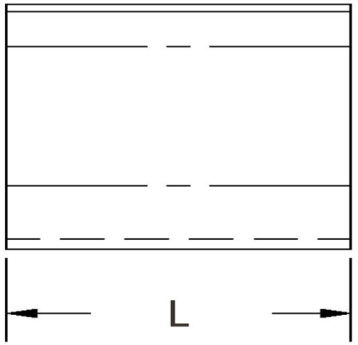

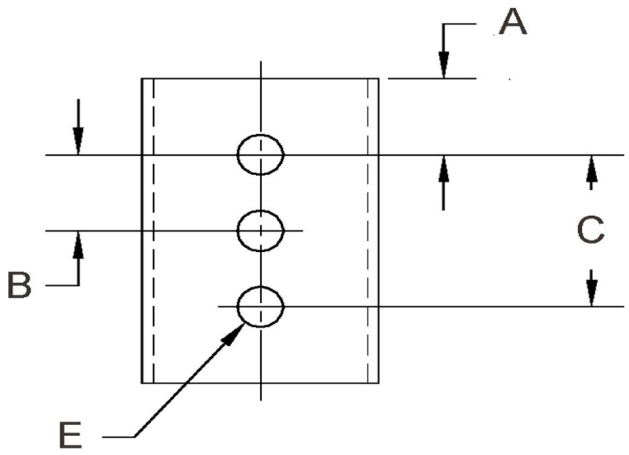

NOTE:

ALL DIMENSIONS ARE TO BE MEASURED WITH THE SPRING CLIP SECURED TO A FLAT SURFACE AND A COMPONENT OF THE NOMINAL DIAMETER IN PLACE.

Dimensions in Inches

SEASTROM MANUFACTURING CO., INC.
456 SEASTROM STREET
TWIN FALLS, IDAHO 83301
(208) 737-4300 FAX (208) 734-7222

ALL INFORMATION COPYRIGHTED BY SEASTROM MFG. ©

PART NO.:	4521-10-80-1-T
PART NAME:	Spring Clips 01
MATERIAL:	Beryllium Copper
HEAT TREAT:	Please refer to Material & Finish Specifications in Engineering Resources
FINISH:	Bright Tin (All Dimensions Are Prior To Plating)