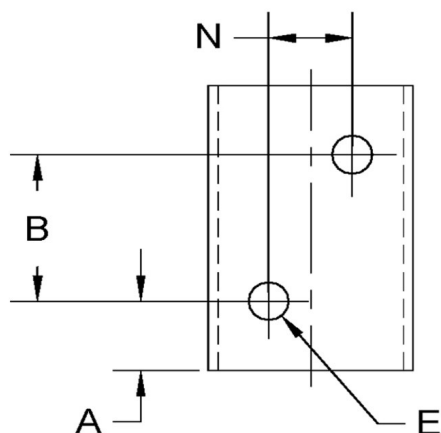
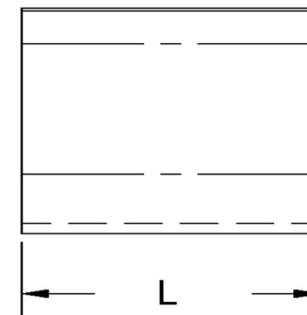
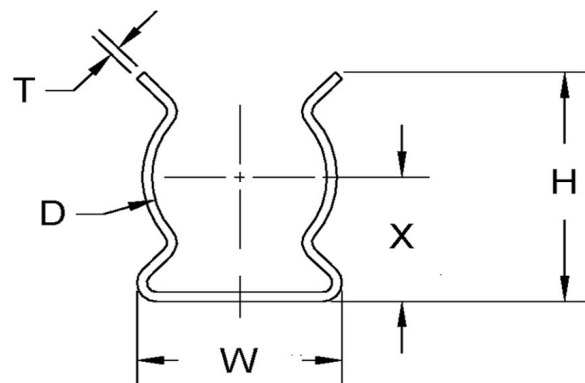


D+/-0.015	L+/-0.01	T (Stk)+/-0.003	H (Max)	W (Base Max)	X+/-0.02	E+/-0.003	A+/-0.005	B+/-0.005	N+/-0.005
0.875	0.500	0.040	1.550	0.950	0.875	0.147	0.171	0.158	0.330



NOTE:

ALL DIMENSIONS ARE TO BE MEASURED WITH THE SPRING CLIP SECURED TO A FLAT SURFACE AND A COMPONENT OF THE NOMINAL DIAMETER IN PLACE.



SEASTROM MANUFACTURING CO., INC.
456 SEASTROM STREET
TWIN FALLS, IDAHO 83301
(208) 737-4300 FAX (208) 734-7222

ALL INFORMATION
COPYRIGHTED BY
SEASTROM MFG.



PART NO.: 4515-87-50-1-C2

PART NAME: Spring Clips 05

MATERIAL: Beryllium Copper

HEAT TREAT: Please refer to Material & Finish Specifications in Engineering Resources

FINISH: Cadmium Type II (All Dimensions Are Prior To Plating)

Dimensions in Inches