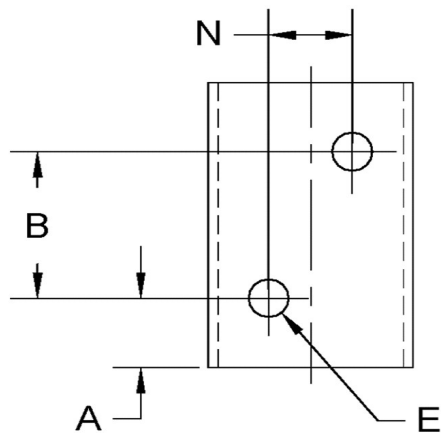
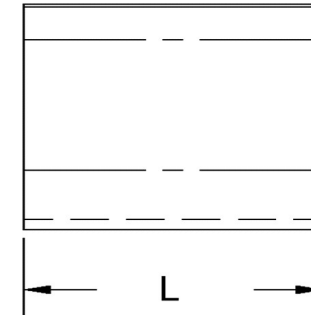
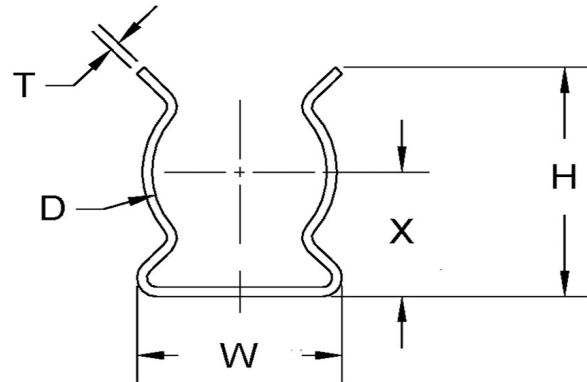


D $\pm$ -.015	L $\pm$ -.01	T (Stk) $\pm$ -.003	H (Max)	W (Base Max)	X $\pm$ -.02	E $\pm$ -.003	A $\pm$ -.005	B $\pm$ -.005	N $\pm$ -.005
0.875	0.500	0.040	1.550	0.950	0.875	0.147	0.171	0.158	0.330



**NOTE:**

ALL DIMENSIONS ARE TO BE MEASURED WITH THE SPRING CLIP SECURED TO A FLAT SURFACE AND A COMPONENT OF THE NOMINAL DIAMETER IN PLACE.



SEASTROM MANUFACTURING CO., INC.  
 456 SEASTROM STREET  
 TWIN FALLS, IDAHO 83301  
 (208) 737-4300 FAX (208) 734-7222

ALL INFORMATION  
 COPYRIGHTED BY  
 SEASTROM MFG. ©

<b>PART NO.:</b>	4515-87-50-1
<b>PART NAME:</b>	Spring Clips 05
<b>MATERIAL:</b>	Beryllium Copper
<b>HEAT TREAT:</b>	Please refer to Material & Finish Specifications in Engineering Resources
<b>FINISH:</b>	None

Dimensions in Inches