D+/-.015	L+/-.01	T (Stk)+/-.0015	H (Max)	W (Base Max)	X+/-.02	E+/-.003	A+/-.005	B+/-.005
0.400	0.500	0.020	0.575	0.340	0.330	0.102	0.250	0

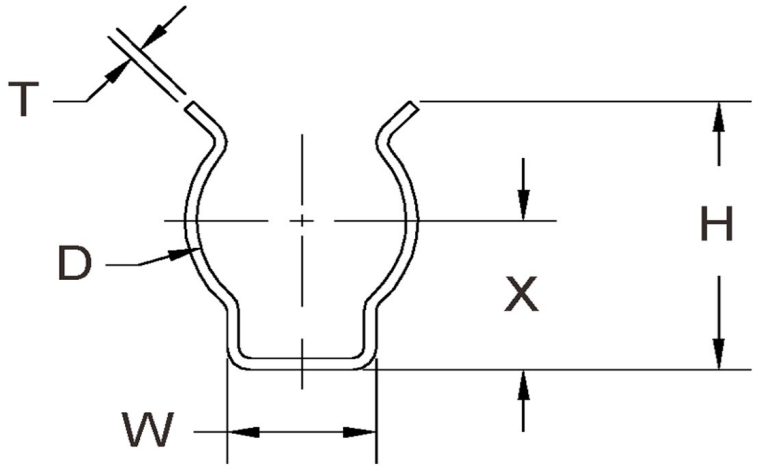

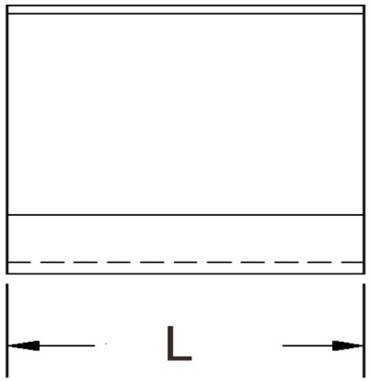

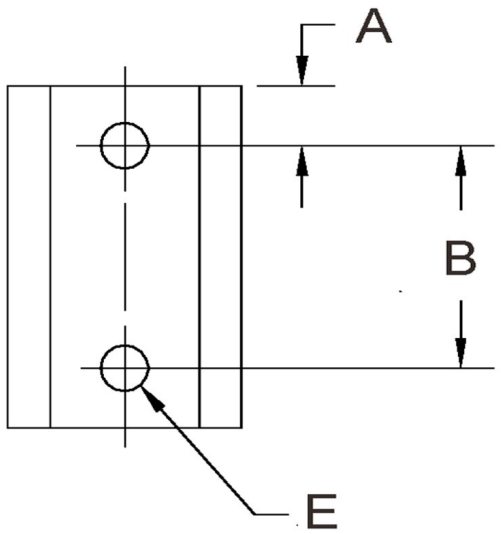

ALL DIMENSIONS ARE TO BE MEASURED WITH THE SPRING CLIP SECURED TO A FLAT SURFACE AND A COMPONENT OF THE NOMINAL DIAMETER IN PLACE.

Dimensions in Inches

SEASTROM MANUFACTURING CO., INC.
456 SEASTROM STREET
TWIN FALLS, IDAHO 83301
(208) 737-4300 FAX (208) 734-7222

ALL INFORMATION COPYRIGHTED BY SEASTROM MFG. ©

PART NO.:	4511-40-50-1-N
PART NAME:	Spring Clips 08
MATERIAL:	Beryllium Copper
HEAT TREAT:	Please refer to Material & Finish Specifications in Engineering Resources
FINISH:	Nickel (All Dimensions Are Prior To Plating)