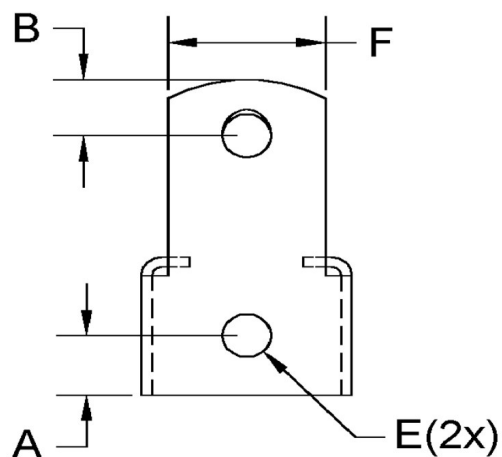
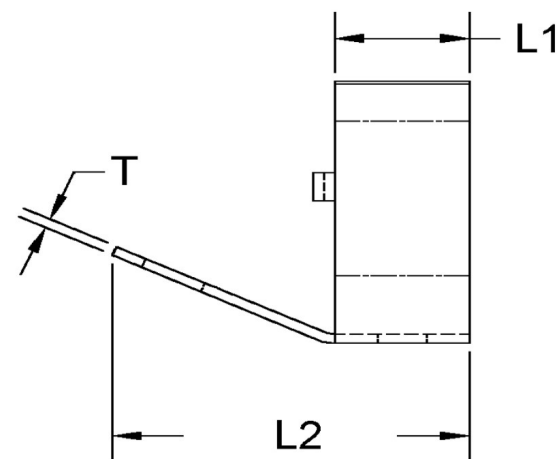
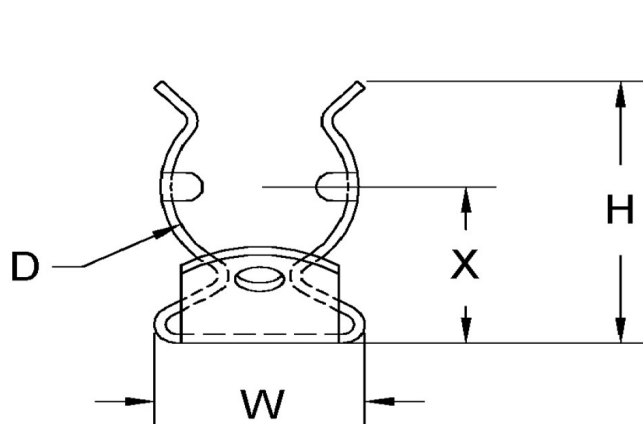


D+/-0.015	L1+/-0.01	L2+/-0.01	T (Stk)+/-0.003	H (Max)	W (Base Max)	X+/-0.02	E+/-0.003	A+/-0.005	B+/-0.005	F+/-0.01
0.990	0.625	1.416	0.040	1.790	1.100	1.027	0.188	0.312	0.197	0.778



NOTE:

ALL DIMENSIONS ARE TO BE MEASURED WITH THE SPRING CLIP SECURED TO A FLAT SURFACE AND A COMPONENT OF THE NOMINAL DIAMETER IN PLACE.



SEASTROM MANUFACTURING CO., INC.  
456 SEASTROM STREET  
TWIN FALLS, IDAHO 83301  
(208) 737-4300 FAX (208) 734-7222

ALL INFORMATION  
COPYRIGHTED BY  
SEASTROM MFG.



PART NO.: 4572-99-141-1-C2

PART NAME: Spring Clips 37

MATERIAL: Beryllium Copper

HEAT TREAT: Please refer to Material & Finish Specifications in Engineering Resources

FINISH: Cadmium Type II (All Dimensions Are Prior To Plating)

Dimensions in Inches