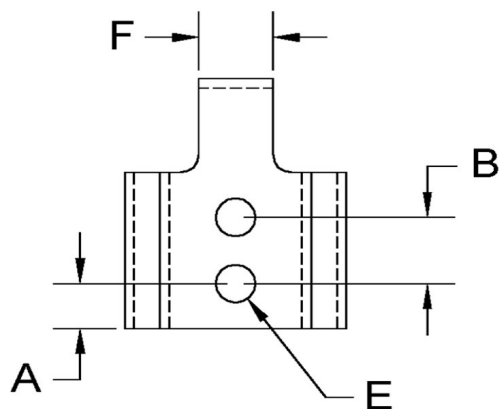
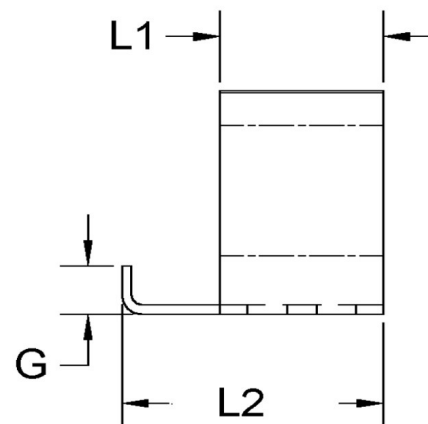
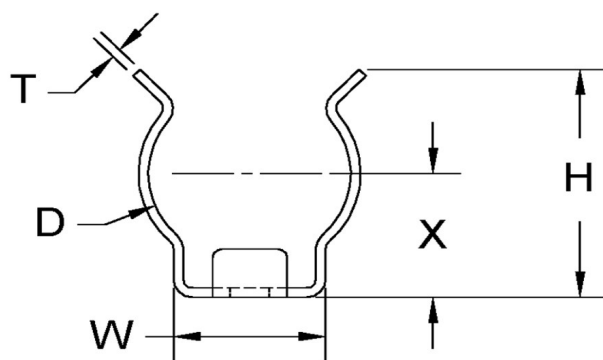


D+/-0.015	L1+/-0.01	L2+/-0.01	T (Stk)	H (Max)	W (Base Max)	X+/-0.02	E+/-0.003	A+/-0.005	B+/-0.005	F+/-0.01	G+/-0.01
0.875	0.687	0.977	0.032	1.144	0.510	0.625	0.188	0.188	0.312	0.250	0.230



NOTE:

ALL DIMENSIONS ARE TO BE MEASURED WITH THE SPRING CLIP SECURED TO A FLAT SURFACE AND A COMPONENT OF THE NOMINAL DIAMETER IN PLACE.



SEASTROM MANUFACTURING CO., INC.
456 SEASTROM STREET
TWIN FALLS, IDAHO 83301
(208) 737-4300 FAX (208) 734-7222

ALL INFORMATION
COPYRIGHTED BY
SEASTROM MFG.



PART NO.: 4552-87-97-2-S

PART NAME: Spring Clips 30

MATERIAL: Spring Steel

HEAT TREAT: Please refer to Material & Finish Specifications in Engineering Resources

FINISH: Silver (All Dimensions Are Prior To Plating)

Dimensions in Inches